



Hoppings

QUALITY PRODUCTS



PRODUCT GUIDE: Treated Softwood Decking



Q-Deck® is the over arching brand for all our quality decking products. Conceived in 1999 it still represents our preservative pre-treated softwood range of decking products, manufactured from sustainable and certified softwood.

Why Choose Q-Deck®?

- Quality selected, slow grown softwood
- Tanalith® treated 15 year performance warranty on all products
- Product range available certified on request
- 4 Deck board profiles in up to 5.4m lengths. Some feature the capability to accept retro-fitted Q-Grip® Strip.
- TDA DeckMark® and DeckMark® Plus performance rated products

Note: Please consult your supplier of Q-Deck® deck boards if Chain of Custody is required.

Freephone Hoppings Helpline 0800 8496339



Contents:

Q-Deck Cambridge Deck Board	Page 1
Q-Deck Winchester Deck Board	Page 2
Q-Deck York Deck Board	Page 3
Q-Deck Canterbury Deck Board	Page 4
Q-Grip Strip. Retro fit slip-resistance into Canterbury and York Deck boards	Page 5
Fitting Q-Grip Strip	Page 6

Treated Reversible Softwood Decking



Q-Deck Cambridge 25 x 100mm



Product Description

Q-Deck Cambridge style decking is a dual profile deckboard machined from high quality certified softwood. It has a finish size of 20.5mm x 95mm (finished size after machining prior to treatment).

Smooth side face up gives a classic contemporary look and is easier to maintain.

Having a proud profile can marginally improve grip characteristics.

Being the thinnest in the range it is the most economical per square metre but please note you need to use more supporting joists.

Product Details

Tanalith Treatment Specification **UC3U**

20.5mm x 95mm (finished size after machining).

Lengths on application available loose

300 Pcs per Pack

15 Year Treatment Warranty

Hoppings Softwood Products PLC.

Epping / Lingfield

The Woodyard, Epping Road.

Epping, Essex. CM16 6TT

Sales -

Tel. 01992 578877

Fax. 01992 561385

Freephone Hoppings Helpline 0800 8496339



Treated Reversible Softwood Decking



Q-Deck Winchester 32 x 150mm



Product Description

Q-Deck Winchester style decking is a dual profile deckboard machined from high quality certified softwood. It has a finish size of 27mm x 144mm (finished size after machining prior to treatment). This deck board can be used grooved or ribbed side uppermost. Having a proud ribbed profile can marginally improve grip characteristics.

Product Details

Tanalith Treated **UC3U**

27mm x 144mm (finished size after machining).

Lengths on application (144 Pcs per Pack)

Available Loose(3.6m/4.8m)

15 Year Treatment Warranty

Hoppings Softwood Products PLC.

Epping / Lingfield

The Woodyard, Epping Road.

Epping, Essex.CM16 6TT

Sales -

Tel. 01992 578877

Fax. 01992 561385



Freephone Hoppings Helpline 0800 8496339



Treated Reversible Softwood Decking



Q-Deck York 38 x 125mm



Product Description

Q-Deck York style decking is a dual profile deckboard machined from high quality certified softwood. It has a finish size of 33mm x 120mm (finished size after machining prior to treatment). This deck board can be used grooved or smooth side uppermost. Smooth side face up gives a classic contemporary look and is easier to maintain.

The reverse side is grooved and can take up to 5 slip resistant strips, to allow for grip where needed. Areas of decks that tend to require enhanced grip are walkways or boardwalks, borders or edges, steps or stairs.

Product Details

Treatment Specification **UC3U**
 33mm x 120mm (finished size after machining).
 Lengths on application (135 Pcs per Pack)
 Available Loose(3.6m/4.8m)
 15 Year Treatment Warranty

Q-Grip Strip

UC3U
 5 x 8 x 1195mm
 finished size
 after machining).



Versatile by design, Q-Deck York accepts up to 5 Q-Grip slip-resistant Strips.



Hoppings Softwood Products PLC.

Epping / Lingfield

The Woodyard, Epping Road.

Epping, Essex. CM16 6TT

Sales -

Tel. 01992 578877

Fax. 01992 561385

Freephone Hoppings Helpline 0800 8496339



Treated Reversible Softwood Decking



Q-Deck Canterbury 32 x 150mm



Product Description


Q-Deck Canterbury style decking is a dual profile deckboard machined from high quality certified softwood. It has a finish size of 27mm x 144mm (finished size after machining prior to treatment). This deck board can be used grooved or smooth side uppermost. Smooth side face up gives a classic contemporary look and is easier to maintain. The reverse side is grooved and can take two slip resistant strips either side of the central groove, to allow for grip where needed.

Product Details

Tanalith Treatment Specification **UC3U**
 27mm x 144mm (finished size after machining).
 Lengths on application (144 Pcs per Pack)
 Available Loose(3.6m/4.8m)
 15 Year Treatment Warranty

Q-Grip Strip

UC3U
 5 x 8 x 1195mm
 finished size
 after machining).



Versatile by design, Q-Deck Canterbury accepts up to 2 Q-Grip slip-resistant Strips.



Hoppings Softwood Products PLC.

Epping / Lingfield

The Woodyard, Epping Road.

Epping, Essex. CM16 6TT

Sales -

Tel. 01992 578877

Fax. 01992 561385

Freephone Hoppings Helpline 0800 8496339



Adding Slip Resistance to Q-Deck York and Canterbury Style Decking

Q-Grip Strip with GripDeck Technology is a versatile retro-fit solution to minimise the risk of slip associated with a slippery deck.

It can be fitted to either new grooves made to existing deck boards or to the grooves on new Q-Deck boards detailed below when used in conjunction with Q-Grip Strip.

Our Canterbury and York® boards allow deck builders to strategically incorporate slip resistant areas within a traditional deck scheme with ease.

Areas of decks that tend to require enhanced grip are walkways or boardwalks, borders or edges and steps or stairs.



Q-Grip Strip

UC3U

5 x 8 x 1195mm
(finished size after machining).



Fitting Q-Grip Strips.



Q-Grip Strips fitted into Q-Deck



Q-Deck York accepts up to 5 Q-Grip Strips.



Q-Deck Canterbury accepts 2 Q-Grip Strips.

Hoppings Softwood Products PLC.

Epping / Lingfield

The Woodyard, Epping Road,

Epping, Essex. CM16 6TT

Sales -

Tel. 01992 578877

Fax. 01992 561385

Freephone Hoppings Helpline 0800 8496339



Fitting Q-Grip Strip



Cutting Q-Grip Strips

Q-Grip Strip with GripDeck Technology can be retrofitted to existing decks where the decking has become slippery or to certain specific Q-Deck decking boards, i.e. York and Canterbury Q-Deck deck boards.

Note: To be able to effectively secure Q-Grip Strip it must be dry and of a temperature above 5°C. Ideally store at room temperature until just before fitting.

To fit the strips to the Q-Deck deck boards detailed above:

Firstly ensure the grooves are clean, dry and free of debris and that any original deck

screws used to secure the deck boards in the first place are not sitting proud of the base of the groove. If so, tighten accordingly.

Then consider the area to be covered with Q-Grip Strips and cut them to length as required using a grinder with stone cutting disc. It is best to place the Q-Grip Strip flat side down on some scrap wood to do this (see image opposite).

1 Apply one continuous 4-6mm maximum bead of a suitable gap filling adhesive that also has the properties of an external use sealant i.e. flexible and both water and U.V. resistant (centrally located in the groove to be filled). You may consider the use of a sealant/adhesive called 'the WORKS' by Geocel in grey or Sikaflex EBT or 11FC+ by Sika Ltd in grey. Always follow the adhesive manufacturers instructions.

2 Check for any surface contaminants on the reverse of each Q-Grip Strip then carefully place the Q-Grip Strips in the desired position and gently apply downward pressure to 'pinch' it into place along its length using a rubber headed mallet. This action will force the adhesive to fill the voids between the edges of the groove and the back of the specially profiled Q-Grip Strips.

3 If you need to butt Q-Grip Strips end to end then apply slightly more adhesive at this position and carefully wipe away excess adhesive that forces up between the joint sealing the gap in the process.

4 If an end of a Q-Grip Strip doesn't 'pinch' sufficiently to allow it to be secured flush with the top of the groove, it is advisable to gently and temporarily secure it with a 4mm gauge 12-25mm long screw. You will need to pre-drill a pilot hole through the Q-Grip Strip using a small diameter masonry drill bit (we advise no greater than 3mm). Once the adhesive has cured and created a suitable bond remove the screw and carefully fill and seal the hole it accommodated with more adhesive/sealant (see image 4).

To fit the strips to an existing deck the same process applies as detailed in points 1-3 (if applicable), after you have created your own 5 x 8mm grooves using a hand held router.

Note:

When grooving existing softwood decks it is likely that any existing warranties that may be in place will be invalidated and we advise that you confirm this with the original supplier. This is the case for any Q-Deck decking not designed to accept Q-Grip Strips.



Hoppings Softwood Products PLC.

Epping / Lingfield

The Woodyard, Epping Road,

Epping, Essex. CM16 6TT

Sales -

Tel. 01992 578877

Fax. 01992 561385

Freephone Hoppings Helpline 0800 8496339

